




2022-23 Texas Academic Performance Report (TAPR)

District Name: HURST-EULESS-BEDFORD ISD

Campus Name: ARBOR CREEK EL

Campus Number: 220916126

This page is intentionally blank.



Texas Education Agency
 2022-23 STAAR Performance (TAPR)
 ARBOR CREEK EL (220916126) - HURST-EULESS-BEDFORD ISD - TARRANT COUNTY

	School Year	State	District	Campus	African American	Hispanic	White	American Indian	Asian	Pacific Islander	Two or More Races	Special Ed (Current)	Special Ed (Former)	Continuously Enrolled	Non-Continuously Enrolled	Econ Disadv	EB EL (Current & Monitored)
Reading and Mathematics	2023	35%	58%	46%	30%	43%	50%	-	80%	*	43%	0%	*	62%	33%	33%	63%
	2022	31%	49%	32%	25%	18%	33%										



Texas Education Agency
 2022-23 STAAR Participation (TAPR)
 ARBOR CREEK EL (220916126) - HURST-EULESS-BEDFORD ISD - TARRANT COUNTY

	State	District	Campus	African American	Hispanic	White	American Indian	Asian	Pacific Islander	Two or More Races	Special Ed (Current)	Special Ed (Former)	Continuously Enrolled	Non-Continuously Enrolled	Econ Disadv	EB EL (Current & Monitored)
Not Included in Accountability: Other Exclusions	1%	0%	0%	0%	0%	0%	-	0%	-	0%	0%	-	0%	0%	0%	0%
Not Tested	2%	1%	0%	0%	0%	0%	-	0%	-	0%	0%	-	0%	0%	0%	0%
Absent	1%	1%	0%	0%	0%	0%	-	0%	-	0%	0%	-	0%	0%	0%	0%
Other	0%	1%	0%	0%	0%	0%	-	0%	-	0%	0%	-	0%	0%	0%	0%

* Indicates results are masked due to small numbers to protect student confidentiality.
 - Indicates there are no students in the group.

Texas Education Agency
 2022-23 Attendance, Graduation, and Dropout Rates (TAPR)
 ARBOR CREEK EL (220916126) - HURST-EULESS-BEDFORD ISD - TARRANT COUNTY

	State	District	Campus	African American	Hispanic	White	American Indian	Asian	Pacific Islander	Two or More Races	Special Ed	Econ Disadv	EB/EL



There is no data for this campus.

Texas Education Agency
 2022-23 Student Information (TAPR)
 ARBOR CREEK EL (220916126) - HURST-EULESS-BEDFORD ISD - TARRANT COUNTY


Student Information	Membership				Enrollment			
	Campus		District	State	Campus		District	State
	Count	Percent			Count	Percent		
Total Students	812	100.0%	22,865	5,504,150	816	100.0%	22,947	5,518,432
Students by Grade:								
Early Childhood Education	22	2.7%	0.7%	0.3%	26	3.2%	0.9%	0.5%
Pre-Kindergarten	69	8.5%	3.7%	4.4%	69	8.5%	3.7%	4.4%
Pre-Kindergarten: 3-year Old	0	0.0%	0.0%	0.7%	0	0.0%	0.0%	0.7%
Pre-Kindergarten: 4-year Old	69	8.5%	3.7%	3.7%	69	8.5%	3.7%	3.7%
Kindergarten	91	11.2%	7.1%	6.7%	91	11.2%	7.1%	6.7%
Grade 1	120	14.8%	7.9%	7.2%	120	14.7%	7.9%	7.2%
Grade 2	139	17.1%	7.1%	7.2%	139	17.0%	7.1%	7.2%
Grade 3	96	11.8%	7.2%	7.2%	96	11.8%	7.1%	7.1%
Grade 4	95	11.7%	7.4%	7.2%	95	11.6%	7.4%	7.1%
Grade 5	96	11.8%	7.2%	7.2%	96	11.8%	7.2%	7.2%
Grade 6	84	10.3%	7.0%	7.3%	84	10.3%	7.0%	7.2%
Grade 7	0	0.0%	7.5%	7.4%	0	0.0%	7.4%	7.4%
Grade 8	0	0.0%	7.7%	7.7%	0	0.0%	7.7%	7.7%
Grade 9	0	0.0%	7.6%	8.7%	0	0.0%	7.6%	8.7%
Grade 10	0	0.0%	7.7%	7.9%	0	0.0%	7.7%	7.9%
Grade 11	0	0.0%	7.5%	7.0%	0	0.0%	7.5%	7.0%
Grade 12	0	0.0%	6.6%	6.6%	0	0.0%	6.7%	6.6%
Ethnic Distribution								

0.0% 121.1 240.76 237.74 0.14 rd (0)Tj ET 0.808 0.855 0.894 rg 0.808 0.855 0.894 RG 0.14 w 0.14 j 0.14 j 0.14 j 389.23 253.58 36.14 C



Texas Education Agency
 2022-23 Student Information (TAPR)
 ARBOR CREEK EL (220916126) - HURST-EULESS-BEDFORD ISD - TARRANT COUNTY

Student Information	Membership				Enrollment			
	Campus		District		Campus		District	
	Count	Percent	Count	Percent	Count	Percent	Count	Percent
Students w/ Dyslexia	35	4.3%	5.3%	5.5%	35	4.3%	5.3%	5.5%
Foster Care	0	0.0%	0.1%	0.2%	0	0.0%	0.1%	0.2%
Homeless	29	3.6%	2.4%	1.3%	30	3.7%	2.4%	1.3%
Immigrant	63	7.8%	3.6%	2.2%	63	7.7%	3.6%	2.2%
Migrant	0	0.0%	0.0%	0.3%	0	0.0%	0.0%	0.3%
Title I	812	100.0%	47.3%	64.6%	816	100.0%	47.4%	64.6%
Military Connected	19	2.3%	4.4%	3.6%	19	2.3%	4.4%	3.6%
At-Risk	443	54.6%	51.6%	53.3%	446	54.7%	51.6%	53.3%
Students by Instructional Program:								
Bilingual/ESL Education	207	25.5%	21.1%	23.2%	209	25.6%	21.1%	23.2%
Career and Technical Education	425	51.8%	34.4%	0.28%	425	51.8%	34.4%	0.28%



Texas Education Agency
 2022-23 Staff Information (TAPR)
 ARBOR CREEK EL (220916126) - HURST-EULESS-BEDFORD ISD - TARRANT COUNTY

Staff Information	----- Campus -----		District	State
	Count/Average	Percent		
Total Staff	66.0	100.0%	100.0%	100.0%
Professional Staff:	57.5	87.2%	67.8%	64.1%
Teachers	46.6	70.6%	53.1%	48.7%
Professional Support	9.0	13.6%	10.8%	10.9%
Campus Administration (School Leadership)	2.0	3.0%	2.8%	3.3%
Educational Aides:	8.5	12.8%	9.3%	11.3%
Librarians and Counselors (Headcount):				
Full-time Librarians	1.0	n/a	25.0	4,258.0
Part-time Librarians	0.0	n/a	0.0	646.0
Full-time Counselors	1.0	n/a	43.0	13,815.0
Part-time Counselors	0.0	n/a	1.0	1,240.0
Total Minority Staff:	23.0	35.6%	34.1%	53.2%
Teachers by Ethnicity:				
African American	8.0	17.2%	7.9%	11.8%
Hispanic	27.0	80.8%	85.5%	89.4%

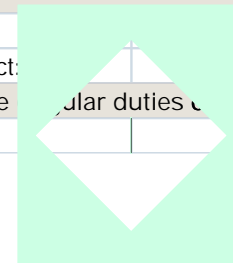
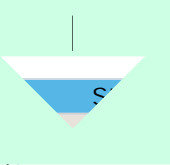
3.3% 3.3%

0.14 w 0.1 J j 0.0 J j 388.94 293.9 67.24 0.28 re B*


Texas Education Agency

Campus		District	State
Experience of Campus Leadership:			
Average Years Experience of Principals	8.0	7.1	6.1
Average Years Experience of Principals with District	8.0	6.7	5.3
Average Years Experience of Assistant Principals	3.0	5.9	5.2
Average Years Experience of Assistant Principals with District	3.0	4.9	4.1
Average Years Experience of Teachers:			
Average Years Experience of Teachers	8.6	12.1	11.0
Average Years Experience of Teachers with District	3.1	7.2	6.9
Average Teacher Salary by Years of Experience			
Beginning Teachers	\$60,667		

Salary(regular



[Redacted]



Texas Education Agency
2022-23 Staff Information (TAPR)
ARBOR CREEK EL (220916126) - HURST-EULESS-BEDFORD ISD - TARRANT COUNTY

- Indicates there is no data for the item.
- * Indicates results are masked due to small numbers.
- ** When only one student disability or assessment group is masked, then the second smallest student disability or assessment group is masked regardless of size.
- n/a Indicates data reporting is not applicable for this group.
- ? Indicates that the data for this item were statistically improbable or were reported outside a reasonable range.

Link to: [PEIMS Financial Standard Reports 2021-22 Financial Actual Report](#)

(To open link in a new window, press the "Ctrl" key and click on the link.)